





Pollination compatibility chart for pecan cultivars in Georgia.





	Pollen source is not compatible.
	Partial compatibility. Pollen source provides pollen in the first half of receptivity.
	Partial compatibility. Pollen source provides pollen in the second half of receptivity.
	Good compatibility. Pollen source provides pollen during most of the receptive period.

Cultivar to be pollinated

Cultivar to be pollinated														Pollen Sources
Amling	Apalachee*	Byrd	Caddo	Cape Fear	Cherryle	Creek	Cunard*	Desirable	Elliott	Excel	Forkert	Gafford	Giftpack	
Flower Type														
I	I	I	I	I	II	I	II	I	II	II	II	I	II	
														Amling
														Apalachee*
														Byrd
														Caddo
														Cape Fear
														Cherryle
														Creek
														Cunard*
														Desirable
														Elliott
														Excel
														Forkert
														Gafford
														Giftpack
														Gloria Grande
														Headquarters
														Kanza
														Kiowa
														Lakota*
														Mandan
														McMillan
														MoneyMaker
														Moreland
														Morrill*
														Oconee
														Pawnee
														Schley
														Stuart
														Sumner
														Zinner

\*To determine compatibility, find the cultivar to be pollinated in the **top row and scan down** the column for potential pollinators. Shading in the left half of the box indicates the pollinator would be effective in the first half of the cultivar's receptive period. Shading in the right half of the box indicates the pollinator would be effective in the last half of the receptive period. Shading of the entire box indicates pollen would be shed by the pollinator during most of the cultivar's receptive period. Data for cultivars with **red type** is preliminary.

Pollination compatibility chart for pecan cultivars in Georgia.

	Pollen source is not compatible.
	Partial compatibility. Pollen source provides pollen in the first half of receptivity.
	Partial compatibility. Pollen source provides pollen in the second half of receptivity.
	Good compatibility. Pollen source provides pollen during most of the receptive period.

Cultivar to be pollinated

Cultivar to be pollinated																Pollen Sources
Gloria Grande	Headquarters	Kanza	Kiowa	Lakota*	Mandan	McMillan	MoneyMaker	Moreland	Morrill*	Oconee	Pawnee	Schley	Stuart	Sumner	Zinner	
II	II	II	II	II	I	II	II	II	II	I	I	II	II	II	II	
																Amling
																Apalachee*
																Byrd
																Caddo
																Cape Fear
																Cherryle
																Creek
																Cunard*
																Desirable
																Elliott
																Excel
																Forkert
																Gafford
																Giftpack
																Gloria Grande
																Headquarters
																Kanza
																Kiowa
																Lakota*
																Mandan
																McMillan
																MoneyMaker
																Moreland
																Morrill*
																Oconee
																Pawnee
																Schley
																Stuart
																Sumner
																Zinner

\*To determine compatibility, find the cultivar to be pollinated in the **top row and scan down** the column for potential pollinators. Shading in the left half of the box indicates the pollinator would be effective in the first half of the cultivar's receptive period. Shading in the right half of the box indicates the pollinator would be effective in the last half of the receptive period. Shading of the entire box indicates pollen would be shed by the pollinator during most of the cultivar's receptive period. Data for cultivars with **red type** is preliminary.